

Analysis Report on Alumni Feedback

[Academic Year: 2022-23]




Feedback was collected from the alumni about the various aspects such as, curriculum, facilities available, quality of teaching by feedback committee under the guidance of IQAC. Total **113** alumni responded through online process. Following are the findings of the feedback collected and analysis of the same.

Que · No.	Parameters	Opinion of Alumni in Percentage				Scale of Opinion	% of Opinion
		A	B	C	D		
01	Diversity & extent of courses covered	Very Good	Good	Averagee	Poor	Very Good & Good	96.4%
		52.3	44.1	3.6	00		
02	Depth of the course content including project work, if any	Very Good	Good	Averagee	Poor	Very Good & Good	92.9%
		55.4	37.5	5.4	1.8		
03	Employment orientation in the curriculum	Very Good	Good	Averagee	Poor	Very Good & Good	87.5%
		44.6	42.9	8.9	3.6		
04	Topics for competitive examinations included in the syllabus	Very Good	Good	Averagee	Poor	Very Good & Good	85.7%
		39.3	46.4	10.7	3.6		
05	Applicability/relevance to real life situations	Very Good	Good	Averagee	Poor	Very Good & Good	91.8%
		45.0	46.8	7.2	0.9		
06	Clarity and relevance of textual reading material	Very Good	Good	Averagee	Poor	Very Good & Good	94.7%
		56.3	38.4	3.6	1.8		
07	Extent of participatory / Experiential learning and student involvement	Very Good	Good	Averagee	Poor	Very Good & Good	90.0%
		47.7	42.3	8.1	1.8		
08	Scope for the use of ICT	Very Good	Good	Averagee	Poor	Very Good & Good	86.6%
		33.9	52.7	10.7	2.7		
09	Research orientation obtained during the program	Very Good	Good	Averagee	Poor	Very Good & Good	90.2%
		42.9	47.3	7.1	2.7		

10	Overall evaluation process	Very Good	Good	Averagee	Poor	Very Good & Good	93.5%
		59.6	33.9	3.7	2.8		
11	Suggestions if any	Recorded					
		Average Rating =90.93 %					

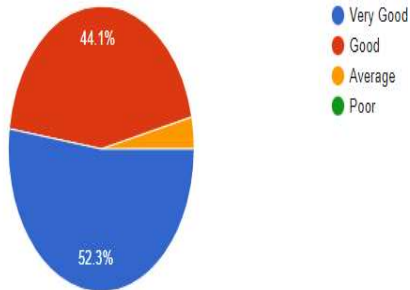


Graphical Representation of Analysis Report: 2022-23



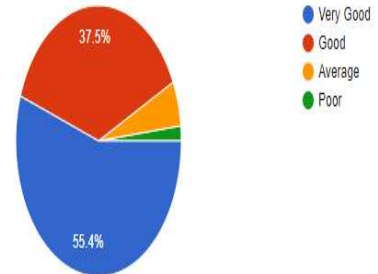
1. Diversity & extent of courses covered

111 responses



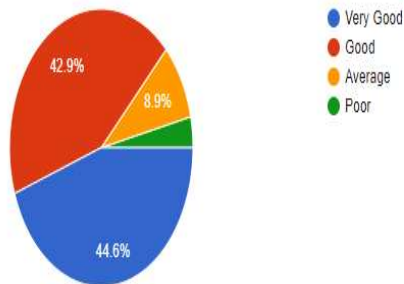
2. Depth of the course content including project work, if any

112 responses



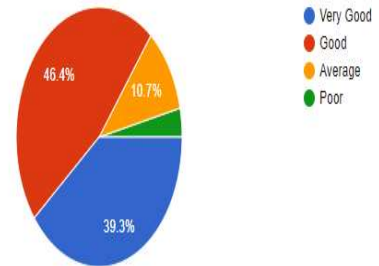
3. Employment orientation in the curriculum

112 responses



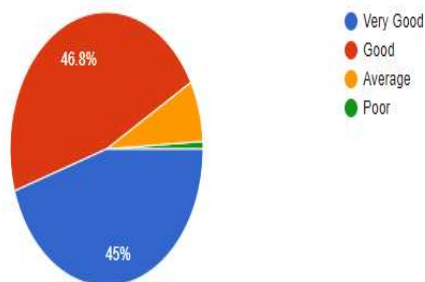
4. Topics for competitive examinations included in the syllabus

112 responses



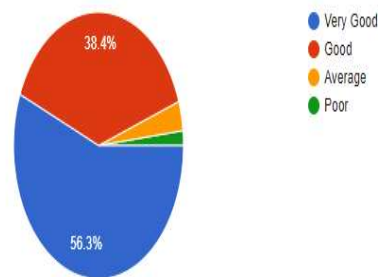
5. Applicability/relevance to real life situations

111 responses



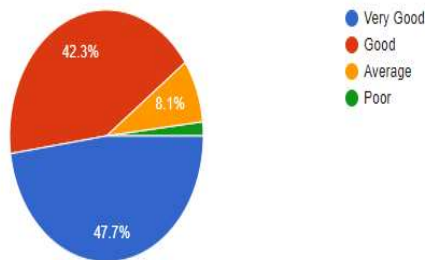
6. Clarity and relevance of textual reading material

112 responses



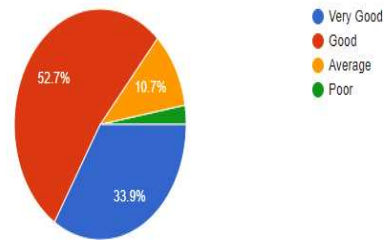
7. Extent of participatory / experiential learning and student involvement

111 responses



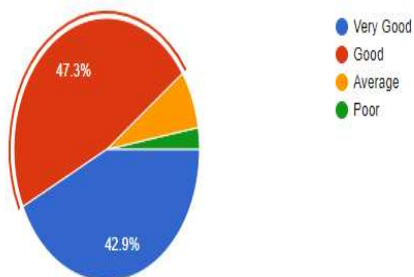
8. Scope for the use of ICT

112 responses



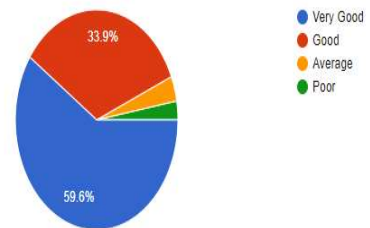
9. Research orientation obtained during the programme

112 responses



10. Overall evaluation process

109 responses



Average Rating of Alumni Feedback Response found to be at 90.93%


IQAC CO-ORDINATOR
National Senior College
Nashik - 01




PRINCIPAL
NATIONAL SENIOR COLLEGE,
Nashik.